

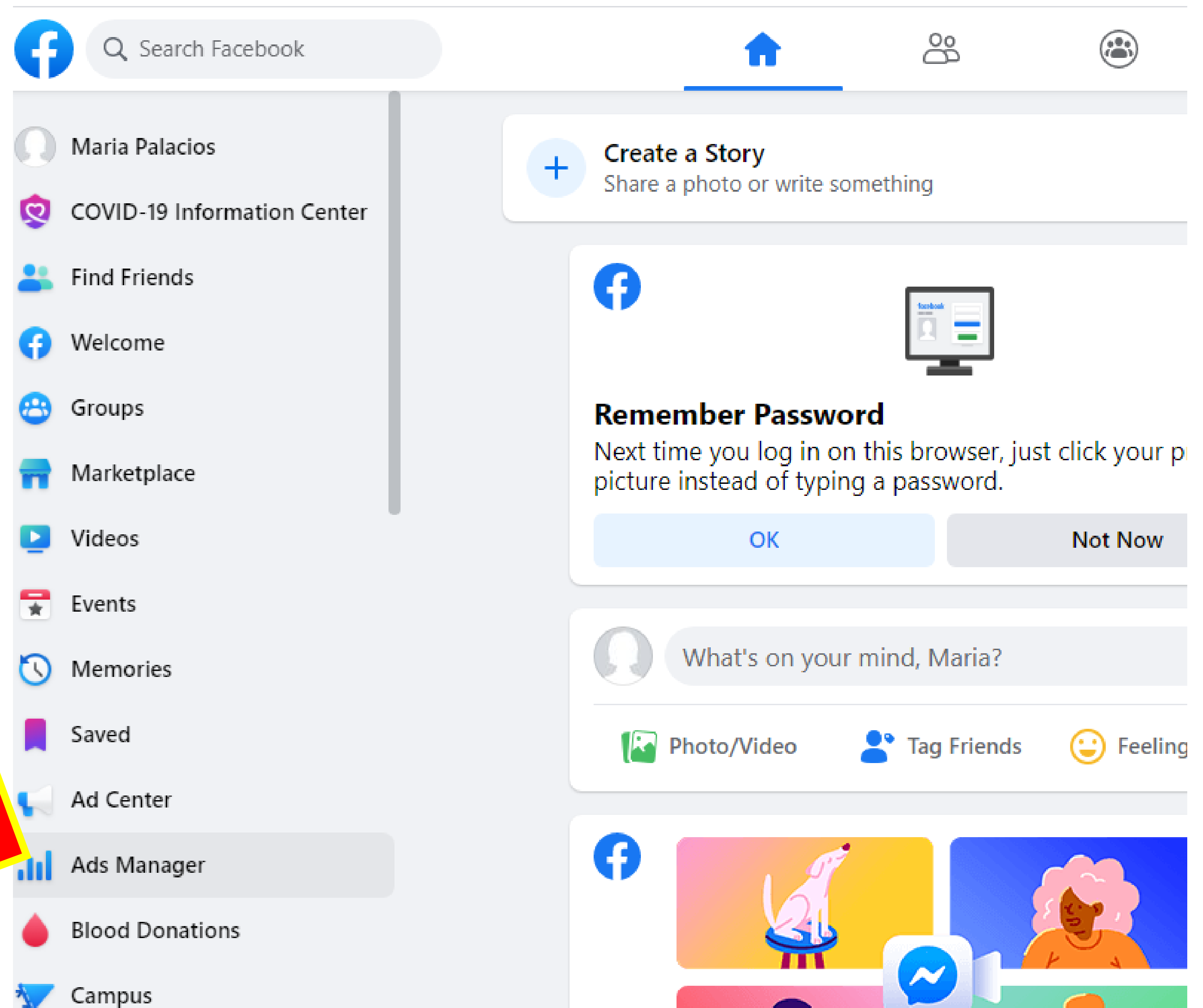


Negocio On Line

Configurar la Cuenta de FBAds

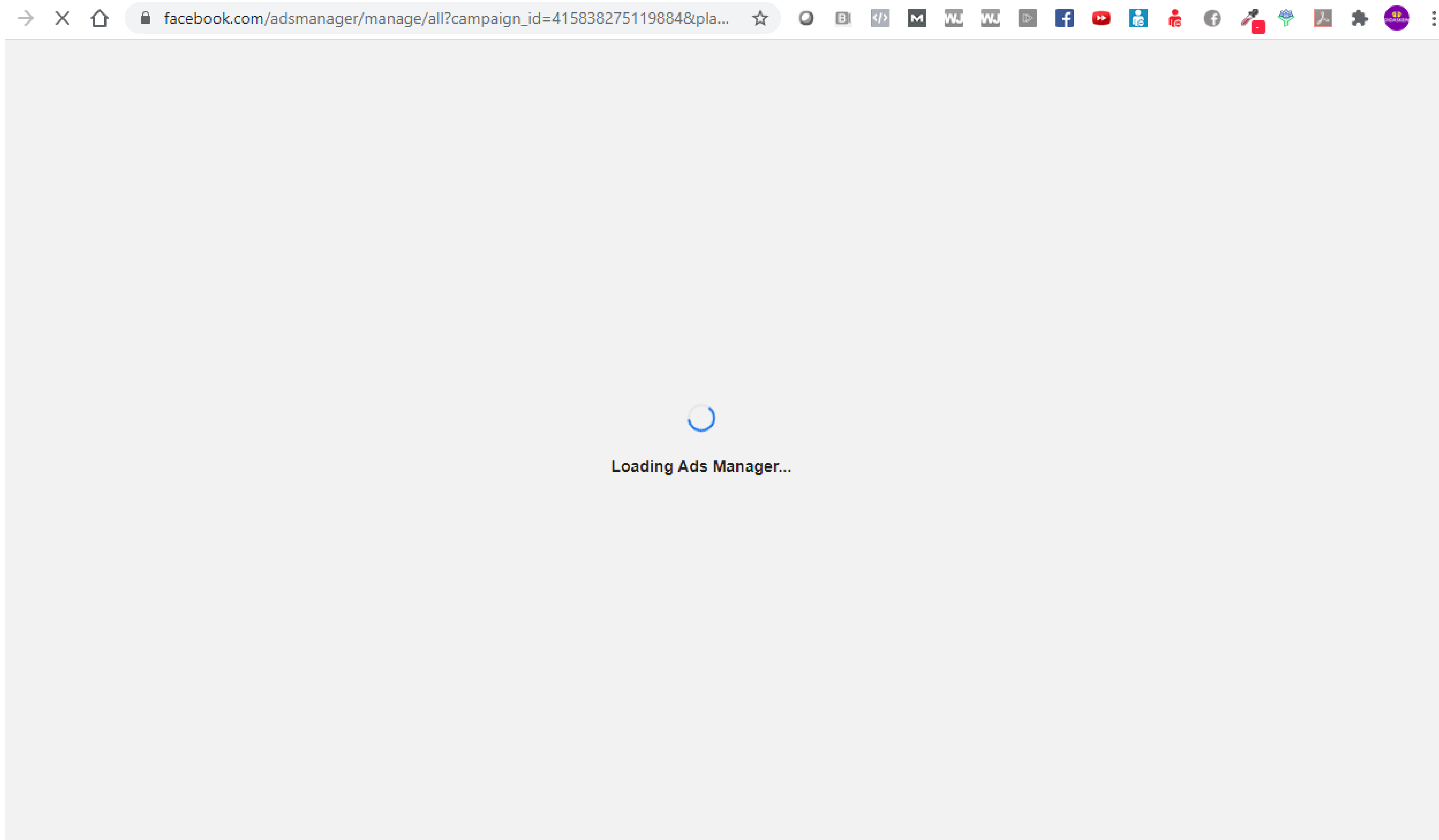
#LiderazgoEnRosa
NOL: Negocio On Line De Aprendizaje/Infoproductos

Pilar Vázquez
En [Didaskein.com](https://www.didaskein.com)



#LiderazgoEnRosa
NOL: Negocio On Line De Aprendizaje/Infoproductos

Pilar Vázquez
En Didaskein.com




#LiderazgoEnRosa
NOL: Negocio On Line De Aprendizaje/Infoproductos

Pilar Vázquez
En Didaskein.com

facebook.com/adsmanager/manage/campaigns

Please select a business asset

Loading... Discard Drafts Review and Publish




To help maintain the integrity of Facebook advertising, please review and accept our non-discrimination policy.

Facebook's Advertising Policies prohibit advertisers from using our ads products to discriminate against individuals or groups of people. **Ads are discriminatory when they deny opportunities to individuals or groups.** It's against our policies to discriminate based on certain personal characteristics such as race, ethnicity, national origin, religion, age, sex, sexual orientation, gender identity, family/marital status, disability, medical or genetic condition and all other protected classes identified in federal, state and local fair housing and civil rights laws.

Our non-discrimination policy hasn't changed, but we've added examples about what it means for advertisers. While discrimination is prohibited, you may target ads to a specific audience based on known interests that align with the product or service you're advertising.

[I Accept](#)





Ad Account Setup

Ad Account ID
205 [redacted]

Ad Account Name
[redacted]



Time Zone
(GMT-08:00) America/Tijuana
Your account is unsettled, so your currency / timezone settings can only be changed once it has been settled.

Currency
Mexican Peso (MXN)

Advertising Purpose
 Yes, I am buying ads for business purposes
 No, I am not buying ads for business purposes

Business Name
Pilar Vazquez
Enter your own name if you do not have a business name

Business Address



The image shows a browser window with the URL <https://www.facebook.com/ads/manager/>. The page title is "FACEBOOK Ad Account Settings". The user profile is "Pilar Vázquez". The left sidebar contains the following menu items: "Ad Accounts" (highlighted in blue), "Pages", "Payment Settings", and "Notifications". A large red arrow with a yellow outline points to the "Ad Accounts" menu item. The main content area is partially obscured by a scrollable panel. On the right, the "Attribution" section is visible, stating: "Your attribution setting determines how Facebook measures actions that result from your ads. Facebook uses **last-touch attribution model**. You can set your attribution window, or the period of time for which you want to count actions people take after clicking or viewing your ads, which will affect the results you see for your ads. [Learn More](#)". Below this, the "Attribution Window" is set to "28 days click and 1 days view (Facebook Default)" with an "Edit" button. The "Ad Account Roles" section lists two users: "Pilar Vázquez" (Ad account admin) and "Teresa Palacios" (Ad account admin), with a "Remove User" button next to each. An "Add People" button is at the bottom right of this section. At the bottom of the page, there is a "Report a Problem" button.

#LiderazgoEnRosa
NOL: Negocio On Line De Aprendizaje/Infoproductos

Pilar Vázquez
En Didaskein.com

The image shows a screenshot of the Facebook Ad Account Settings page. The browser address bar at the top displays <https://www.facebook.com/ads/manager/>. The page header includes the Facebook logo and the title "Ad Account Settings". Below the header, the user's name "Pilar Vázquez" is shown with a profile picture and a dropdown arrow. A large red arrow with a yellow outline points to the "Ad Accounts" menu item in the left-hand navigation sidebar. Other menu items include "Pages", "Payment Settings", and "Notifications". The main content area on the right contains several input fields, including one labeled "Postal Code". On the far right, there is a sidebar with sections for "Attribution" and "Ad Account", each showing a profile picture and a name.

#LiderazgoEnRosa
NOL: Negocio On Line De Aprendizaje/Infoproductos

Pilar Vázquez
En Didaskein.com

facebook.com/ads/manager/account_settings/account_billing/?act=20531462...

Payment Settings

Next Bill Manage

2020 **\$1,978.73**
Amount Due
Pay Now

You'll also get a bill when you spend \$2,000.00.

Payment Methods Settle Account

Payment Details

VISA Visa*6253 · Primary Edit Remove
Expires on 04/24

[See More](#)

Set Your Account Spending Limit

You can control your total ad costs by setting an account spending limit. Your ads will pause when you reach the limit you set and won't run again until you increase or remove that limit. [Learn More](#)

[Report a Problem](#)

#LiderazgoEnRosa
NOL: Negocio On Line De Aprendizaje/Infoproductos

Pilar Vázquez
En Didaskein.com

The screenshot shows the Facebook Ads Manager 'Payment Settings' page. The browser's address bar displays 'facebook.com/ads/manager/account_settings/account_billing/?act=20531462...'. The page is divided into several sections:

- Payment Methods:** Includes a 'Settle Account' button and a 'Payment Details' section for a Visa*6253 - Primary card, which expires on 04/24. There are 'Edit' and 'Remove' buttons for this card.
- Set Your Account Spending Limit:** A section explaining that users can control ad costs by setting a limit. It features a blue horizontal slider. Below the slider, it shows 'Amount Spent: \$8,125.00' and 'Current Limit: \$8,130.00'. There are 'Change', 'Remove', and 'Reset' buttons.
- Billing and Receipts History:** Includes a 'View Receipts' button.

Two large red arrows with yellow outlines are overlaid on the image. One arrow points from the top right towards the 'Change' button in the 'Set Your Account Spending Limit' section. The other arrow points from the right edge towards the 'View Receipts' button.

The image shows a screenshot of the Facebook 'Payment Settings' page. On the left side, there is a vertical navigation menu with several icons: a home icon, a grid icon, a profile picture icon, a document icon, a flag icon, a credit card icon, a globe icon, a gear icon, a bell icon, a magnifying glass icon, a question mark icon, and a list icon. A large red arrow with a yellow outline points from the top-left towards the profile picture icon. Another large red arrow with a yellow outline points from the top-right towards a purple dropdown menu in the top right corner of the settings area. The main content area is titled 'Payment Settings' and includes sections for 'Payment Methods' (with a 'Settle Account' button), 'Payment Details' (showing a Visa card with 'Edit' and 'Remove' buttons), 'Set Your Account Spending Limit' (with a progress bar and 'Change', 'Remove', and 'Reset' buttons), and 'Billing and Receipts History' (with a 'View Receipts' button). At the bottom right, there is a 'Report a Problem' button and a link for 'Need help? Contact us.'.

#LiderazgoEnRosa
NOL: Negocio On Line De Aprendizaje/Infoproductos

Pilar Vázquez
En Didaskein.com

FACEBOOK
Ad Account Settings

Pilar Vázquez

Accounts

Pages

Payment Settings

Notifications

Business Tools

Next Bill Manage

2020 **\$1,978.73**
Amount Due
Pay Now

You'll also get a bill when you spend \$2,000.00.

Payment Methods Settle Account

Payment Details

VISA Visa*6253 · Primary Edit Remove
Expires on 04/24

[See More](#)

Set Your Account Spending Limit

You can control your total ad costs by setting an account spending limit. Your ads will pause when you reach the limit you set and won't run again until you increase or remove that limit. [Learn More](#)

FACEBOOK

Ad Account Settings

Pilar Vázquez

- Ad Accounts
- Pages
- Payment Settings**
- Notifications

Shortcuts

- Ads Manager
- Billing
- Ad Account Settings**
- Audiences
- Events Manager
- Media Library

Manage Business

- Account Quality
- Brand Safety
- Business Settings
- Events Manager
- Media Library

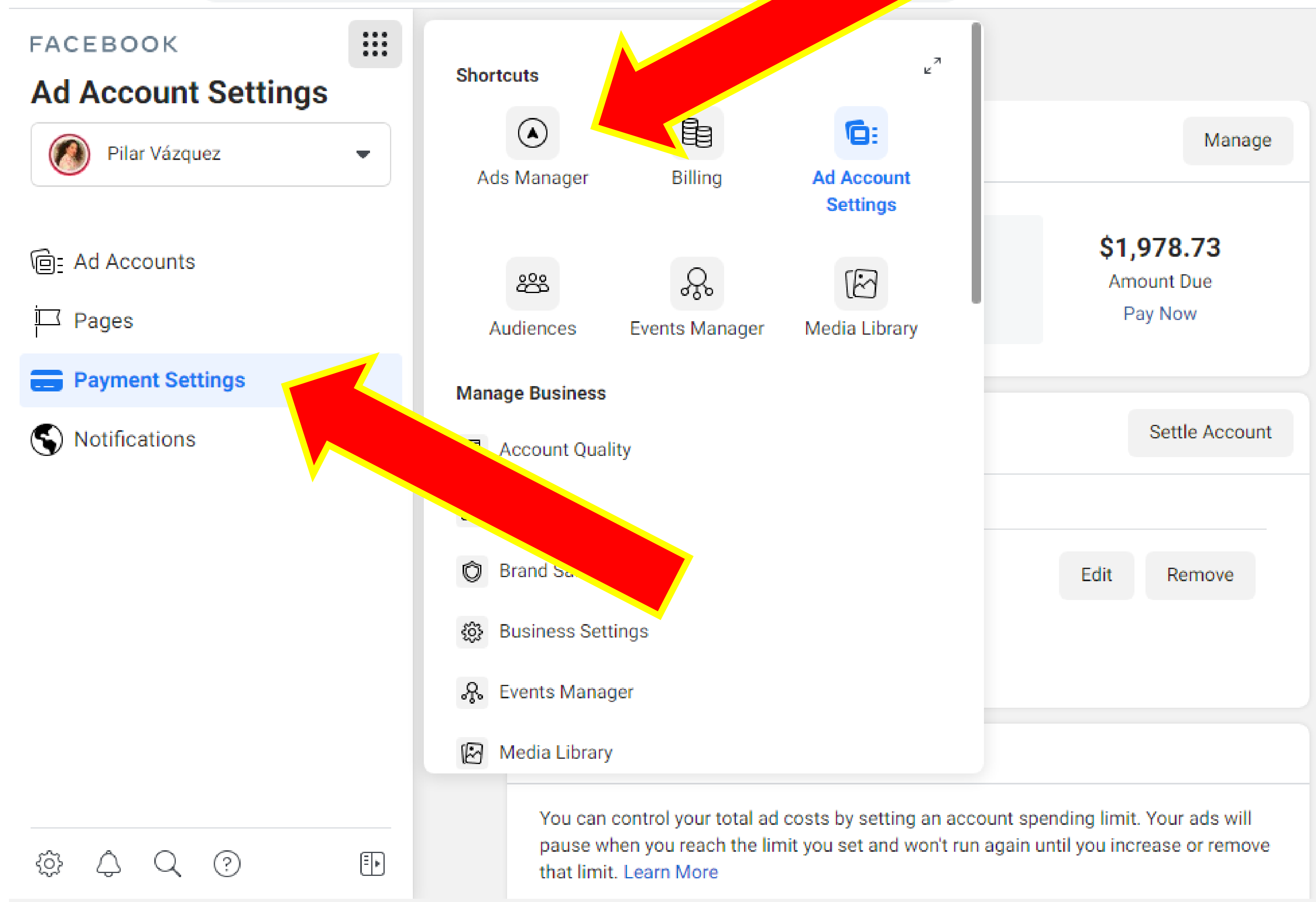
\$1,978.73
Amount Due
Pay Now

Manage

Settle Account

Edit Remove

You can control your total ad costs by setting an account spending limit. Your ads will pause when you reach the limit you set and won't run again until you increase or remove that limit. [Learn More](#)



#LiderazgoEnRosa
NOL: Negocio On Line De Aprendizaje/Infoproductos

Pilar Vázquez
En Didaskein.com

